



Department of Energy
Carlsbad Field Office
P. O. Box 3090
Carlsbad, New Mexico 88221

SEP 3 0 2015

Mr. John E. Kieling, Chief
Hazardous Waste Bureau
New Mexico Environment Department
2905 Rodeo Park Drive East, Building 1
Santa Fe, New Mexico 87505-6303

Subject: Class 1 Permit Modification Notifications to the Waste Isolation Pilot Plant Hazardous
Waste Facility Permit Number: NM4890139088-TSDF

Dear Mr. Kieling:

Enclosed is a Notification of Class 1 Permit Modifications for the following items:

- Clarifications to Inspections of Liquid-Fueled Vehicles in Attachment E
- Addition of Automatic On-Board Fire Suppression Systems to Emergency Equipment in Attachment D and Attachment E
- Enhancement of Inspection Frequency of Mine Pager Phones in Attachment E
- Update Emergency Response Training in Attachment F1
- Update Chronology in Attachment A
- Update Figures in Attachment D
- Update Facsimile Number in Permit Part 1

We certify under penalty of law that this document and all attachments were prepared under our direction or supervision according to a system designed to assure that qualified personnel properly gather and evaluate the information submitted. Based on our inquiry of the person or persons who manage the system, or those persons directly responsible for gathering the information, the information submitted is, to the best of our knowledge and belief, true, accurate, and complete. We are aware that there are significant penalties for submitting false information, including the possibility of fine and imprisonment for knowing violations.

If you have any questions, please contact Mr. George T. Basabilvazo at (575) 234-7488.

Sincerely,

Original Signatures on File

Dana C. Bryson, Acting Manager
Carlsbad Field Office

Philip J. Breidenbach, Project Manager
Nuclear Waste Partnership LLC

Enclosure

cc: w/enclosure

K. Roberts, NMED	* ED
R. Maestas, NMED	ED
S. Holmes, NMED	ED
C. Smith, NMED	ED

CBFO M&RC

*ED denotes electronic distribution

CBFO:EPD:GTB:MT:15-2236:UFC 5487.00

Class 1 Permit Modification Notifications

Clarifications to Inspections of Liquid-Fueled Vehicles in Attachment E
Addition of Automatic On-Board Fire Suppression Systems to Emergency Equipment in
Attachment D and Attachment E
Enhancement of Inspection Frequency of Mine Pager Phones in Attachment E
Update Emergency Response Training in Attachment F1
Update Chronology in Attachment A
Update Figures in Attachment D
Update Facsimile Number in Permit Part 1

Waste Isolation Pilot Plant
Carlsbad, New Mexico

WIPP Permit Number - NM4890139088-TSDF

September 2015

Table of Contents

Transmittal Letter

Table of Contents.....	i
Overview of the Permit Modification Notifications	1
Attachment A Description of the Class 1 Permit Modification Notifications	A-1
Table 1. Class 1 Hazardous Waste Facility Permit Modification Notifications	A-2
Item 1	A-5
Description	A-5
Basis	A-5
Discussion.....	A-5
Proposed Revised Permit Text:	A-7
Item 2	A-13
Description	A-13
Basis	A-13
Discussion.....	A-13
Proposed Revised Permit Text:	A-14
Item 3	A-28
Description	A-28
Basis	A-28
Discussion.....	A-28
Proposed Revised Permit Text:	A-29
Item 4	A-37
Description	A-37
Basis	A-37
Discussion.....	A-37
Proposed Revised Permit Text:	A-40
Item 5	A-43
Description	A-43
Basis	A-43
Discussion.....	A-43
Proposed Revised Permit Text:	A-44
Item 6	A-45
Description	A-45
Basis	A-45
Discussion.....	A-45
Proposed Revised Permit Figure:	A-46
Item 7	A-52
Description	A-52
Basis	A-52
Discussion.....	A-52
Proposed Revised Permit Text:	A-53

Overview of the Permit Modification Notifications

This document contains seven (7) Class 1 Permit Modification Notifications (**PMNs**) for the Waste Isolation Pilot Plant (**WIPP**) Hazardous Waste Facility Permit (**Permit**) Number NM4890139088-TSDF.

These PMNs are being submitted by the U.S. Department of Energy and Nuclear Waste Partnership LLC, collectively referred to as the Permittees, in accordance with Permit Part 1, Section 1.3.1. (20.4.1.900 New Mexico Administrative Code (**NMAC**) incorporating Title 40 of the Code of Federal Regulations (**CFR**) §270.42[a]). The PMNs in this document are necessary to notify the New Mexico Environment Department (**NMED**) of changes which impact the Permit. These changes do not reduce the ability of the Permittees to provide continued protection to human health and the environment.

The requested modifications to the Permit and any related supporting documents are provided in these PMNs. The proposed modifications to the text of the Permit have been identified using **red** text and double underline and a ~~strikeout~~ font for deleted information. Direct quotations are indicated by italicized text.

Attachment A
Description of the Class 1 Permit Modification Notifications

Table 1. Class 1 Hazardous Waste Facility Permit Modification Notifications

Item No.	Affected Permit Section	Change Description	Category
1.	Attachment E, Table E-1	<p>This modification adds “Leaks/Spills” criterion to the “Procedure Number and Inspection Criteria” column to Attachment E, Table E-1, for the following equipment:</p> <ul style="list-style-type: none"> • Contact-Handled (CH) TRU Underground Transporter • Forklifts Used for Waste Handling (Electric and Diesel forklifts, Push-Pull Attachment) • Trailer Jockey <p>This modification makes an editorial change to the third column of Table E-1 “Inspection a Frequency and Job Title of Personnel Normally Making Inspection” to show that the “a” in the title is actually a superscript as it is in Table E-1a.</p> <p>This modification makes an editorial change to Table E-1 to capitalize “Leaks/Spills” for the Monorail Hoist.</p> <p>This modification makes formatting corrections to Table E-1 to enter a return after the procedure number in the “Procedure Number and Inspection Criteria” column. This will correct formatting to make all procedure numbers and their titles consistent throughout the table. This has been done for the following items under “System/Equipment Name” column:</p> <ul style="list-style-type: none"> • Fire Hoses • Hazardous Material Response Equipment • Miners First Aid Station • Personal Protective Equipment 	A.1
2.	Attachment D, Table D-6, and Attachment E, Table E-1	<p>This modification makes the following addition to Attachment D, Table D-6:</p> <ul style="list-style-type: none"> • New equipment line item, “Automatic Fire Suppression Systems on liquid fueled vehicles” <p>In addition, the following addition is being made to Attachment E, Table E-1, to reflect the change to Table D-6 described above:</p> <ul style="list-style-type: none"> • New equipment line item, “Automatic on-board fire suppression systems” <p>This modification corrects two typographical errors in Table D-6 with regard to underground locations:</p> <ul style="list-style-type: none"> • Underground Fire alarm location is corrected from “EO/N-1200” to “E0/N-1200” • Mine Pager Phone locations from “S100/W30” to “S1000/W30” 	B.6.b

Item No.	Affected Permit Section	Change Description	Category
3.	Attachment E, Table E-1	<p>This modification makes the following additions to Attachment E, Table E-1:</p> <ul style="list-style-type: none"> For “Mine Pager Phones (between surface and underground)” line item, added footnote indicator “^o” to “Monthly” in the “Inspection a Frequency and Job Title of Personnel Normally Making Inspection” column New footnote, “^oMine pager phones in non-essential locations are not routinely ‘inspected.’ Many are used in day-to-day operations. They are used until they fail, at which time they are repaired. Mine pager phones are used routinely by Underground Operations.” 	B.6.b
4.	Attachment F1, <i>RCRA Hazardous Waste Management Job Titles and Descriptions</i> .	<p>This modification updates Attachment F1, <i>RCRA Hazardous Waste Management Job Titles and Descriptions</i>. There are six changes being made to the job descriptions for Emergency Services Technician, First Line Initial Response Team Member, and Emergency Response Team. These changes are as follows:</p> <p><u>Emergency Services Technician</u></p> <ul style="list-style-type: none"> Change “Incident Command Structure (ERT 113)” to “Introduction to the Incident Command System (IS 100)” on the Emergency Services Technician job description. <p><u>First Line Initial Response Team member</u></p> <ul style="list-style-type: none"> Remove “Annual Live Fires Practical (ERT 107) (Annual)” and “Introduction to Firefighting (ERT 117) (Once)” from the First Line Initial Response Team member job description and replace with “Industrial Fire Brigade Advanced Interior/Exterior Certification.” <p><u>Emergency Response Team</u></p> <ul style="list-style-type: none"> Change “Authorization Card ERT-01” to “Qualification Card ERT-01” under Requisite Skills, Experience, and Education and change “Authorization Card (ERT-01)” to “Qualification Card (ERT-01)” under Training on the Emergency Response Team job description. Correct title of ERT-102/102A from “Emergency Response Team” to “Confined Space Rescue” on the Emergency Response Team job description. Add “SAF-501/502, Inexperienced Miner Training” to list of required training on the Emergency Response Team job description. Add “Industrial Fire Brigade Advanced Interior/Exterior Certification” to list of required training on the Emergency Response Team job 	B.5.b and A.1

Item No.	Affected Permit Section	Change Description	Category
		description.	
5.	Attachment A, Section A-6	This modification updates Permit Attachment A, Section A-6, to reflect a recent name change of Babcock and Wilcox Technical Services Group, Inc., a member company of Nuclear Waste Partnership, LLC. The company is now called BWXT Technical Services Group, Inc. (BWXT TSG). This is an administrative change to the Permit.	A.1
6.	Attachment D, Figure D-1, Figure D-6 and Figure D-8	This modification updates Attachment D, Figure D-1, <i>WIPP Surface Structures</i> , Figure D-6, <i>Fire-Water Distribution System</i> , and Figure D-8, <i>WIPP On-Site Assembly Areas and WIPP Staging Areas</i> . These figures are similar to Attachment A4, Figure A4-2 <i>WIPP Traffic Flow Diagram</i> which was recently revised to include the new east gate.	A.1
7.	Permit Part 1, Section 1.10.1	This modification updates Permit Part 1, Section 1.10.1., to include the current fax number for the Chief, Hazardous Waste Bureau, New Mexico Environment Department (NMED).	A.1

Item 1

Description

This modification adds “Leaks/Spills” criterion to the “Procedure Number and Inspection Criteria” column to Attachment E, Table E-1, for the following equipment:

- Contact-Handled (CH) TRU Underground Transporter
- Forklifts Used for Waste Handling (Electric and Diesel forklifts, Push-Pull Attachment)
- Trailer Jockey

This modification makes an editorial change to the third column of Table E-1 “Inspection a Frequency and Job Title of Personnel Normally Making Inspection” to show that the “a” in the title is actually a superscript as it is in Table E-1a.

This modification makes an editorial change to Table E-1 to capitalize “Leaks/Spills” for the Monorail Hoist.

This modification makes formatting corrections to Table E-1 to enter a return after the procedure number in the “Procedure Number and Inspection Criteria” column. This will correct formatting to make all procedure numbers and their titles consistent throughout the table. This has been done for the following items under “System/Equipment Name” column:

- Fire Hoses
- Hazardous Material Response Equipment
- Miners First Aid Station
- Personal Protective Equipment

Basis

The change is classified as an “Administrative and informational change” and is, therefore, a Class 1 modification pursuant to 20.4.1.900 NMAC (incorporating 40 CFR 270.42, Appendix I, A.1).

Discussion

The addition of the “Leaks/Spills” criterion to Attachment E, Table E-1, is necessary to ensure consistency with the procedures for inspection of liquid-fueled waste-handling equipment in the underground and on the surface. These procedures already require inspection for Leaks/Spills; therefore, this modification adds this requirement as a Permit condition, consistent with other inspections for liquid-fueled waste-handling equipment in Table E-1. This change serves as a clarification of the inspection criteria associated with these pieces of equipment. This modification makes an editorial change to the third column of Table E-1 “Inspection a Frequency and Job Title of Personnel Normally Making Inspection” to show that the “a” in the title is actually a superscript as it is in Table E-1a. This modification corrects Table E-1 to capitalize “Leaks/Spills” for the Monorail Hoist to ensure consistency throughout Table E-1. This

modification corrects the formatting by adding returns after procedure numbers to ensure consistency throughout Table E-1.

Proposed Revised Permit Text:

**Table E-1
Inspection Schedule/Procedures**

System/Equipment Name	Responsible Organization	Inspection ^a Frequency and Job Title of Personnel Normally Making Inspection	Procedure Number and Inspection Criteria
Air Intake Shaft Hoist	Underground Operations	Preoperational ^c See Lists 1b and c	WP 04-HO1004 Inspecting for Deterioration ^b , Safety Equipment, Communication Systems, and Mechanical Operability ^m in accordance with Mine Safety and Health Administration (MSHA) requirements
Ambulances (Surface and Underground) and related emergency supplies and equipment	Emergency Services	Weekly See List 11	12-FP0030 Inspecting for Mechanical Operability ^m , Deterioration ^b , and Required Equipment ⁿ
Adjustable Center of Gravity Lift Fixture	Waste Handling	Preoperational See List 8	WP 05-WH1410 Inspecting for Mechanical Operability ^m and Deterioration ^b
Backup Power Supply Diesel Generators	Facility Operations	Monthly See List 3	WP 04-ED1301 Inspecting for Mechanical Operability ^m and Leaks/Spills by starting and operating both generators. Results of this inspection are logged in accordance with WP 04-AD3008.
Facility Inspections (Water Diversion Berms)	Facility Engineering	Annually See List 4	WP 10-WC3008 Inspecting for Damage, Impediments to water flow, and Deterioration ^b
Central Monitoring Systems (CMS)	Facility Operations	Continuous See List 3	Automatic Self-Checking
Contact-Handled (CH) TRU Underground Transporter	Waste Handling	Preoperational See List 8	WP 05-WH1603 Inspecting for <u>Leaks/Spills</u> , Mechanical Operability ^m , Deterioration ^b , and area around transporter clear of obstacles
Conveyance Loading Car	Waste Handling	Preoperational See List 8	WP 05-WH1406 Inspecting for Mechanical Operability ^m , Deterioration ^b , path clear of obstacles, and guards in the proper place

System/Equipment Name	Responsible Organization	Inspection ^a Frequency and Job Title of Personnel Normally Making Inspection	Procedure Number and Inspection Criteria
Facility Transfer Vehicle	Waste Handling	Preoperational See List 8	WP 05-WH1204 Inspecting for Mechanical Operability ^m , Deterioration ^b , path clear of obstacles, and guards in the proper place
Exhaust Shaft	Underground Operations	Quarterly See List 1a	PM041099 Inspecting for Deterioration ^b and Leaks/Spills
Eye Wash and Shower Equipment	Equipment Custodian	Weekly See List 5	WP 12-IS1832 Inspecting for Deterioration ^b
		Semi-annually See List 2a	WP 12-IS1832 Inspecting for Deterioration ^b and Fluid Levels—Replace as Required
Fire Detection and Alarm System	Emergency Services	Semiannually See List 11	12-FP0027 Inspecting for Deterioration ^b , Operability of indicator lights and, underground fuel station dry chemical suppression system. Inspection is per NFPA 17
Fire Extinguishers ^j	Emergency Services	Monthly See List 11	12-FP0036 Inspecting for Deterioration ^b , Leaks/Spills, Expiration, seals, fullness, and pressure
Fire Hoses	Emergency Services	Annually (minimum) See List 11	42-FP0031 <u>12-FP0031</u> Inspecting for Deterioration ^b and Leaks/Spills
Fire Hydrants	Emergency Services	Semi-annual/ annually See List 11	12-FP0034 Inspecting for Deterioration ^b and Leaks/Spills
Fire Pumps	Emergency Services	Weekly/annually See List 11	WP 12-FP0026 Inspecting for Deterioration ^b , Leaks/Spills, valves, and panel lights
Fire Sprinkler Systems	Emergency Services	Monthly/ quarterly See List 11	WP 12-FP0025 Inspecting for Deterioration ^b , Leaks/Spills, static pressures, and removable strainers
Fire and Emergency Response Trucks (Fire Trucks, Underground Fire Suppression Vehicles and Underground Rescue Trucks)	Emergency Services	Weekly See List 11	12-FP0033 Inspecting for Mechanical Operability ^m , Deterioration ^b , Leaks/Spills, and Required Equipment ⁿ

System/Equipment Name	Responsible Organization	Inspection ^a Frequency and Job Title of Personnel Normally Making Inspection	Procedure Number and Inspection Criteria
Forklifts Used for Waste Handling (Electric and Diesel forklifts, Push-Pull Attachment)	Waste Handling	Preoperational See List 8	WP 05-WH1201, WP 05-WH1207, WP 05-WH1401, WP 05-WH1402, WP 05-WH1403, and WP 05-WH1412 Inspecting for <u>Leaks/Spills</u> , Mechanical Operability ^m , Deterioration ^b , and On board fire suppression system
Hazardous Material Response Equipment	Emergency Services	Weekly See List 11	42-FP0033 <u>12-FP0033</u> Inspecting for Mechanical Operability ^m , Deterioration ^b , and Required Equipment ⁿ
Miners First Aid Station	Emergency Services	Quarterly See List 11	42-FP0035 <u>12-FP0035</u> Inspecting for Required Equipment ⁿ
Mine Pager Phones (between surface and underground)	Facility Operations	Monthly See List 3	WP 04-PC3017 Testing of PA and Underground Alarms and Mine Page Phones at essential locations
MSHA Air Quality Monitor	Maintenance/ Underground Operations	Daily ^j See Lists 1 and 10	WP 12-IH1828 Inspecting for Air Quality Monitoring Equipment Functional Check
Perimeter Fence, Gates, Signs	Security	Daily See List 6	PF0-010 Inspecting for Deterioration ^b and Posted Warnings
Personal Protective Equipment (not otherwise contained in emergency vehicles or issued to individuals): —Self-Contained Breathing Apparatus	Emergency Services	Weekly See List 11	42-FP0029 <u>12-FP0029</u> Inspecting for Deterioration ^b and Pressure
Public Address (and Intercom System)	Facility Operations	Monthly See List 3	WP 04-PC3017 Testing of PA and Underground Alarms and Mine Page Phones at essential locations Systems operated in test mode
Radio Equipment	Facility Operations	Daily ^j See List 3	Radios are operated daily and are repaired upon failure
Rescue Trucks (Surface and Underground)	Emergency Services	Weekly See List 11	12-FP0030 and 12-FP0033 Inspecting for Mechanical Operability ^m , Deterioration ^b , Leaks/Spills, and Required Equipment ⁿ

System/Equipment Name	Responsible Organization	Inspection ^a Frequency and Job Title of Personnel Normally Making Inspection	Procedure Number and Inspection Criteria
Salt Handling Shaft Hoist	Underground Operations	Preoperational See List 1b and c	WP 04-HO1002 Inspecting for Deterioration ^b , Safety Equipment, Communication Systems, and Mechanical Operability ^m in accordance with MSHA requirements
Self-Rescuers	Underground Operations	Quarterly See List 1c	WP 04-AU1026 Inspecting for Deterioration ^b and Functionality in accordance with MSHA requirements
Surface TRU Mixed Waste Handling Area ^k	Waste Handling	Preoperational or Weekly ^e See List 8	WP 05-WH1101 Inspecting for Deterioration ^b , Leaks/Spills, Required Aisle Space, Posted Warnings, Communication Systems, Container Condition, and Floor coating integrity
TRU Mixed Waste Decontamination Equipment	Waste Handling	Annually See List 8	WP 05-WH1101 Inspecting for Required Equipment ⁿ
Underground Openings—Roof Bolts and Travelways	Underground Operations	Weekly See List 1a	WP 04-AU1007 Inspecting for Deterioration ^b
Underground—Geomechanical Instrumentation System (GIS)	Geotechnical Engineering	Monthly See List 9	WP 07-EU1301 Inspecting for Deterioration ^b
Underground TRU Mixed Waste Disposal Area	Waste Handling	Preoperational See List 8	WP 05-WH1810 Inspecting for Deterioration ^b , Leaks/Spills, mine pager phones, equipment, unobstructed access, signs, debris, and ventilation
Uninterruptible Power Supply (Central UPS)	Facility Operations	Daily See List 3	WP 04-ED1542 Inspecting for Mechanical Operability ^m and Deterioration ^b with no malfunction alarms. Results of this inspection are logged in accordance with WP 04-AD3008.
TDOP Upender	Waste Handling	Preoperational See List 8	WP 05-WH1010 Inspecting for Mechanical Operability ^m and Deterioration ^b
Vehicle Siren	Emergency Services	Weekly See List 11	Functional Test included with inspection of the Ambulances, Fire Trucks, and Rescue Trucks

System/Equipment Name	Responsible Organization	Inspection ^a Frequency and Job Title of Personnel Normally Making Inspection	Procedure Number and Inspection Criteria
Ventilation Exhaust	Maintenance Operations	Quarterly See List 10	IC041098 Check for Deterioration ^b and Calibration of Mine Ventilation Rate Monitoring Equipment
Waste Handling Cranes	Waste Handling	Preoperational See List 8	WP 05-WH1407 Inspecting for Mechanical Operability ^m , Deterioration ^b , and Leaks/Spills
Waste Hoist	Underground Operations	Preoperational See List 1b and c	WP 04-HO1003 Inspecting for Deterioration ^b , Safety Equipment, Communication Systems, and Mechanical Operability ^m , Leaks/Spills, in accordance with MSHA requirements
Water Tank Level	Facility Operations	Daily See List 3	SDD-WD00 Inspecting for Deterioration ^b , and water levels. Results of this inspection are logged in accordance with WP 04-AD3008.
Push-Pull Attachment	Waste Handling	Preoperational See List 8	WP 05-WH1401 Inspecting for Damage and Deterioration ^b
Trailer Jockey	Waste Handling	Preoperational See List 8	WP 05-WH1405 Inspecting for <u>Leaks/Spills</u> Mechanical Operability ^m and Deterioration ^b
Explosion-Isolation Walls	Underground Operations	Quarterly See List 1	Integrity and Deterioration ^b of Accessible Areas
Bulkhead in Filled Panels	Underground Operations	Monthly See List 1	Integrity and Deterioration ^b of Accessible Areas
Bolting Robot	Waste Handling	Preoperational See List 8	WP 05-WH1203 Mechanical Operability ^m
Yard Transfer Vehicle	Waste Handling	Preoperational See List 8	WP 05-WH1205 Mechanical Operability ^m , Deterioration ^b , Path clear of obstacles and Guards in proper place
Payload Transfer Station	Waste Handling	Preoperational See List 8	WP 05-WH1208 Mechanical Operability ^m , Deterioration ^b , and Guards in proper place
Monorail Hoist	Waste Handling	Preoperational See List 8	WP 05-WH1202 Mechanical Operability ^m , Deterioration ^b , and <u>Leak/s</u> Spills

System/Equipment Name	Responsible Organization	Inspection ^a Frequency and Job Title of Personnel Normally Making Inspection	Procedure Number and Inspection Criteria
Bolting Station	Waste Handling	Preoperational See List 8	WP 05-WH1203 Mechanical Operability ^m , Deterioration ^b , and Guards in proper place

Item 2

Description

This modification makes the following addition to Attachment D, Table D-6:

- New equipment line item, “Automatic Fire Suppression Systems on liquid fueled vehicles”

In addition, the following addition is being made to Attachment E, Table E-1, to reflect the change to Table D-6 described above:

- New equipment line item, “Automatic on-board fire suppression systems”

This modification corrects two typographical errors in Table D-6 with regard to underground locations:

- Underground Fire alarm location is corrected from “EO/N-1200” to “E0/N-1200”
- Mine Pager Phone locations from “S100/W30” to “S1000/W30”

Basis

The change is classified as a “Replacement with functionally equivalent equipment, upgrade, or relocate emergency equipment listed” and is, therefore, a Class 1 modification notification pursuant to 20.4.1.900 NMAC (incorporating 40 CFR 270.42, Appendix I, B.6.b). This classification is appropriate because the manual fire suppression systems on certain vehicles, such as waste handling equipment in the underground and on the surface, have been replaced with automatic on-board fire suppression systems; therefore, the Permittees have identified this as an upgrade to existing fire suppression systems. There are inspection requirements associated with this upgrade. Inspections of the manual systems were procedural and not specified in the Permit. Procedures will continue to require the inspection of the automatic systems; however, the Permittees have determined that inspection of the on-board automatic fire suppression systems should be specifically listed in the Permit as well to ensure they are conducted as required.

The correction of the typographical errors in Attachment D, Table D-6 is an “Administrative and informational change” and is, therefore, a Class 1 modification pursuant to 20.4.1.900 NMAC (incorporating 40 CFR 270.42, Appendix I, A.1).

Discussion

These changes to specify inspection of the automatic fire suppression systems are needed in Attachment D, Table D-6, and Attachment E, Table E-1, to address specific concerns of the Accident Investigation Board for the Haul-Truck Fire Incident on February 5, 2014. The conversion of manual systems to automatic systems along with the required inspections enhances the Permittees’ Emergency Management Program. The editorial changes in Attachment D, Table D-6 are needed to correct typographical errors.

Proposed Revised Permit Text:

**Table D-6
Emergency Equipment Maintained at the Waste Isolation Pilot Plant**

Equipment	Description and Capabilities	Location
Communications		
Building Fire Alarms	Manual pull stations and automatic devices (sprinkler system flow, and smoke and thermal detectors) trigger fire alarm; locally visible and audible; visual display and alarm in Central Monitoring Room (CMR)	Guard and Security Building, Pumphouse, Warehouse/Shops, Exhaust Filter Building, Support Building, CMR/ Computer Room, Waste Handling Building, TRUPACT Maintenance Facility, SH Hoisthouse, Maintenance Shops, Guard Shack*, Auxiliary Warehouse, Core Storage Building, Engineering Building, Training Facility, Safety Building, Maintenance Shop, Hazardous Waste Storage (non-TRU) Area (Facility 474) *local alarms; not connected to the CMR
Underground Fire Alarms	Automatic/Manual; have priority over other paging channel signals but not override intercom channels; alarms sound in the general area of the control panel and are connected to the underground evacuation alarms; they also interface with the CMR.	Fire detection and control panel locations: Waste Shaft Underground Station, SH Shaft Underground Station, Between E-140 and E-300 in S-2180 Drift, E-00/N-1200, Fuel Station
Site-wide Evacuation Alarm	Transmitted over paging channel of the public address system, overriding its normal use; manually initiated according to procedures requiring evacuation; audible alarm produced by tone generator at 10 decibels above ambient noise level (or at least 75 decibels); flashing strobe lights; radios and/or pagers are used to notify facility personnel outside alarm range. Monthly test are performed on the PA, site notification alarms, and plectrons.	Site-wide
Vehicle Siren	Manual; oscillating; emergency services/surface response vehicles, is mechanical and electronic.	WIPP surface emergency vehicles
Public Address System	Includes intercom phones; handset stations and loudspeaker assemblies, each with own amplifiers; multichannel, one for public address and pages, and others for independent party lines.	Surface and underground
Intraplant Phones	Private automatic branch exchange; direct dial; provide communication link between surface and underground operations	Throughout surface and underground

Equipment	Description and Capabilities	Location
Mine Page Phones	Battery-operated paging system	CMR, Mine Rescue Room, EOC, lamproom, underground at S550/W30, S1000/W30, S1950/E140, SH Shaft Collar and Underground Station, Waste Shaft Collar and Underground Station, FSM desk, EST Station
Emergency Pagers	Manual; , intermittent alarm signals	Issued to appropriate emergency personnel
Plectrons	Tone-alert radio receivers placed in areas not accessible by the public address system	Site-wide
Portable Radios	Two-way, portable; transmits and monitors information to/from other transmitters	Issued to individuals
Plant Base Radios	Two-way, stationary, VHF-FM; linked to Eddy County Sheriff Department, NM State Police, and Otis Fire Department), and WIPP Channels 1-18 (Communication with the Lea County Sheriff's Department, the Hobbs Fire Department, Carlsbad Medical Center and Lea Regional Hospital is available via the Eddy County dispatcher) (Site Security, Site Operations and Site Emergency, maintenance, repeater to Carlsbad). Wireless communications such as cellular phones may be used to contact the Eddy County emergency responders.	Various site locations
Mobile Phones	Provide communications link between WIPP Security and key personnel	Issued to individuals plus emergency vehicles,
Spill Response		
SPILL-X-S Guns and Recharge Powder	Containment; (1)SPILL-X model SC-30-C(Gun) (1)SPILL-X model XC-30-S(Gun) (1)SPILL-X model SC-30-A(Gun); (1) A-Acid, 5 gallon bucket (Recharge Powder) (1)S-Solvent, 5 gallon bucket (Recharge Powder) (1)C-Caustic, 5 gallon bucket (Recharge Powder)	HAZMAT trailer
Absorbent Sheets	Containment or cleanup; (1) 3' x 100' Sheet	HAZMAT trailer
Absorbents	Grab and Go container; spill control bucket; (1) for solvents and neutralizing absorbents; 5 gallon bucket (1) for acids/caustics; 5 gallon bucket	HAZMAT trailer
Absorbent Material	Containment or cleanup; (1) 100 ft. rolled or equivalent socks "Pig" for general liquid (1) 100 ft. rolled or equivalent socks "Pig" for oil	HAZMAT trailer
Air Bag System	Extrication, Stabilization, Cribbing (1) bag system with tank kit and the following bag sizes: (1)12-ton, (1) 21.8-ton, (1)17-ton	Surface rescue truck

Equipment	Description and Capabilities	Location
Air Chisel	Extrication (1) Capable of cutting 3/16" steel	Surface rescue truck
Drum Transfer Pumps and Drum Opener	Containment or cleanup; (1) unit for chemical transfer (1) hand operated pump for petroleum transfer (1) drum opener	HAZMAT trailer
Floor Squeegee	Containment or cleanup; (1) straight rubber blade, nonwood handle	HAZMAT trailer
Foam Concentrate	AFFF 6% (4) 5-gallon pail	Fire truck # 1
Gas Cylinder Leak Control Kit	(1)Series A Hazardous Material Response Kit; contains nonsparking equipment to control and plug leaks	HAZMAT trailer
Portable Generator	(1)Backup power; 5,000 watt; 120 or 240 volt	Surface rescue truck
Hand Tools	Containment and cleanup; Underground rescue truck: (1)12# Sledge Hammer (1)3/8" Drive Socket Set (1)½" Drive Socket Set (1)3/4" Drive Socket Set (1)25' ½" Chain (1)6' Wrecking Bar (1)Bottle Jack (1)4# Hammer (1)18" Crescent Wrench (1)5' Pry Bar (1)2' Pry Bar (1)100' Extension Cord (1)4' Nylon Sling (1)6' Nylon Sling (1)10' Nylon Sling These tools are located in the HAZMAT Trailer. They are non-sparking. (1)14"L adjustable pipe wrench (1)15" multi-opening bung wrench (1)hammer/crate opener (1)8" pipe pliers (1)8" blade Phillips (1)#2 screwdriver (1)6" blade standard screwdriver (1)Claw Hammer	Underground rescue truck, HAZMAT trailer
Come-a-longs	(1) 4-ton; cable-type Ratchet lever tool designed specifically for lifting, lowering and pulling applications including jobs requiring rigging, positioning, and stretching. Used in rescue for extrication.	Surface rescue truck and underground rescue truck
Porta-power	(1) 10-ton hydraulic, hand-powered jaws used for extrication during rescues.	Surface rescue truck

Equipment	Description and Capabilities	Location
Jugs	Containment or cleanup; (4) 1-gallon plastic	HAZMAT trailer
Pails	Containment or cleanup; (3) 5-gallon plastic with lid	HAZMAT trailer
Portable Lighting	(1) Emergency lighting system; 120 volts; 500-watt bulbs, suitable for wet location	Underground rescue truck
Patching Kit	Series A Hazardous Response Kit; Class A; contains nonsparking equipment to control and plug leaks.	HAZMAT trailer
Scoops and Shovels	Cleanup; plastic; various sizes; nonsparking; nonwood handles (1) Scoop (3) Shovels	HAZMAT trailer
Medical Resources		
Ambulance #1	Equipped as per Federal Specifications KKK-A-1822 and New Mexico Emergency Medical Services Act General Order 35; equipped with a radio to Carlsbad Medical Center, VHF radio, UHF medical frequency, cellular phone	Surface (Safety and Emergency Services Facility)
Ambulance #2	Diesel and/or electric ambulance equipped with first aid kit, 2 stretchers, and other associated medical supplies	Underground
Ambulance #3 ^a	Diesel and/or electric ambulance equipped with first aid kit, rescue basket, oxygen, cardiac monitor and other associated medical supplies	Underground
Rescue Truck #1	Special purpose vehicle; light and heavy duty rescue equipment; transports 1 litter patient, medical oxygen and supplies for mass casualties, fire suppression support equipment (rescue tool, air bag, K-12 Rescue Saw, 5,000-watt generator, self-contained breathing apparatus (SCBA), and much more equipment	Surface (Safety and Emergency Services Facility)
Fire Detection and Fire Suppression Equipment		
Building Smoke, Thermal Detectors, or Manual Pull Stations	Ionization and photoelectric or fixed temperature/rate of rise detectors; visual display and alarm in CMR; manual pull stations. The underground has manual fire alarm pull stations located where personnel have access when evacuating. These are connected to the U/G evacuation alarm.	Guard and Security Building, Warehouse/Shops, Support Building, CMR/Computer Room, Waste Handling Building, TRUPACT Maintenance Facility, Waste Shaft Collar, Underground Fuel Station, SH Hoisthouse, Engineering Building, Industrial Safety Building, Training Facility
Fire Truck # 1	Equipped per Class "A" fire truck per NFPA; capacity 750 gallons, with pump capacity of 1200 gallons per minute	Surface (Safety and Emergency Services Facility)
Fire Truck #2	Equipped per Class "A" fire truck per NFPA; capacity 1500 gallons, with pump capacity rated for 1250 gallons per minute.	Surface (Safety and Emergency Services Facility)
Rescue Truck # 2 (U/G)	(1) 125-pound dry chemical extinguisher (1) 150-pound foam extinguisher	Underground

Equipment	Description and Capabilities	Location
Rescue Truck #3 ^a (U/G)	(1) 125-pound dry chemical extinguisher (1) 33-gallon foam extinguisher	Underground
Underground Fire ^a Suppression Vehicles	(1) 125-pound dry chemical extinguisher (1) 33-gallon foam extinguisher	Underground
Extinguishers	Individual fire extinguisher stations; various types located throughout the facility, conforming to NFPA-10.	Buildings, underground, and underground vehicles
Automatic Dry Chemical Extinguishing Systems	Automatic; 1,000-pound system (Dry Chemical); actuated by thermal detectors or by manual pull stations	Underground fuel station
<u>Automatic Fire Suppression Systems on liquid fueled vehicles</u>	<u>Individual fire suppression systems are installed on liquid fueled vehicles</u>	<u>Underground and Surface</u>
Sprinkler Systems	Fire alarms activated by water flow	Pumphouse, Guard and Security Building, Support Building, Waste Handling Building (contact- transuranic waste area only), Warehouse/Shops Building, Auxiliary Warehouse Building, TRUPACT Maintenance Facility, Training Facility, SH Shaft Hoisthouse, Exhaust Filter Building, Engineering Building, and Safety Building
Water Tanks, Hydrants	Fire suppression water supply; one 180,000-gallon capacity tank, plus a second tank with 100,000 gallon reserve	Tanks are at southwestern edge of WIPP facility; pipelines and hydrants are throughout the surface
Fire Water Pumps	Fire suppression water supply; pumps are rated at 125 pounds per square inch, 1,500 gallons per minute centrifugal pump, one with electric motor drive, the other with diesel engine; pressure maintenance pump	Pumphouse
Personal Protection Equipment		
Headlamps	Mounted on hard hat; battery operated	Each person underground
Underground Self-Rescuer Units	Short-term rebreathers; approximately 300	Each person underground
Self-Contained Self-Rescuer	At least 60 minutes of oxygen available. Approximately 400 units cached throughout the underground	Cached throughout the underground
Self-Contained Breathing Apparatus (SCBA)	Oxygen supply; 4-hour units; approximately 14 Mine Rescue Team Draeger units	Mine Rescue Training Room
Chemical and Chemical-Supported Gloves	Body protection; (12 pair) inner-cloth, (12 pair) outer-pvc, (5 pair) outer-viton	HAZMAT trailer

Equipment	Description and Capabilities	Location
Suit, Acid	Body protection; (4) acid	HAZMAT trailer
Suit, Fully Encapsulated	Body protection; used with SCBAs; full outerboot; (4) Level A; (4) Level B	HAZMAT trailer
Emergency Medical Equipment		
Antishock Trousers	Shock treatment; (2) inflatable, one on each ambulance	Ambulance # 1 and # 2
Heart Monitor and Defibrillator	Heart Monitor/defibrillator	Ambulance # 1 and # 2
Oxygen	Patient care; Size D: (2) Ambulance #1 (1) Underground Ambulance (1) Health Services Size E: (1) Rescue Truck (2) Underground Ambulance Size M: (1) Ambulance #1	Ambulance # 1 and # 2, surface rescue truck
Resuscitators (Bag)	Disposable bag resuscitation Ambulance #1: (2) adult size (1) child size Underground Ambulance: (2) adult size	Ambulance # 1, Ambulance # 2
Splints	Immobilize limbs; (1) Adult traction splint, lower extremity, with limb-supporting slings, padded ankle hitch and traction device per ambulance. (2) Rigid splinting devices or equivalents, suitable for immobilization of upper extremities per ambulance. (2) Rigid splinting devices or equivalents, suitable for the immobilization of lower extremities. (1) Set of Airsplints: 6 assorted splints; hand/wrist, half arm, full arm, foot/ankle, half leg, and full leg per miner's aid stations.	Ambulance # 1 and # 2, Miner's Aid Stations
Stretchers	Patient transport; (2) Spine Boards, one short and one long, with nylon straps per ambulance. (also used to perform cardiopulmonary resuscitation) (2) Emergency Stretchers or scoops, or combination per ambulance (1) All-purpose multi-level ambulance stretch (gurney), with 3 safety straps and locking mechanism per ambulance. (1) Stretcher in each miner's aid station.	Various combinations in Ambulance # 1 and # 2, Miner's Aid Station

Equipment	Description and Capabilities	Location
Suctions	For medical emergencies: Portable (1) Suction unit, capable of delivering at least 300 mm. HG on each ambulance.	Ambulances #1 and #2
Trauma Kits	(1) adult blood pressure cuff and stethoscope (4) soft-roller bandages (3) triangular bandages (1) pkg. band-aids (2) trauma dressings (25) 4X4 sponges (1) roll adhesive tape (1) bite stick (1) penlight (1) sterile burn sheet (1) oropharyngeal airway (1) glucose substance (2) sterile gauze dressings	(1) kit in each: Ambulances #1 and #2, surface rescue truck
Miner's Aid Station	For First Aid Stations in the Underground (1) Stretcher--as referenced above per station (1) Set of airsplints--as referenced above per station (1) Blanket per station (1) Box of latex gloves (50) per station (5) Pathogen Wipes per station (1) First Aid Kit (24) per station; includes, (3) Band-Aid Combo Paks (2) Swabs, PVP (1) Antibiotic Ointment (1) Sting-Kill Swab (2) Dressing, compresses (2) Roller Bandages (2) Tape (2) Triangle Bandage (1) Eyedressing Pak (1) Burn Dressing (1) Ammonia Inhalants (1) User Log Sheet	Miner's Aid Stations - Various Underground Locations

Equipment	Description and Capabilities	Location
First Aid Supplies	<p>According to General Order #35</p> <p>(12) bandages, soft roller, self-adhering type--4" or 6" x 5 yards.</p> <p>(6) triangular bandages, 40"</p> <p>(1) box band-aids</p> <p>(1) 1 pair bandage shears</p> <p>(6) Trauma dressings, 30" x 10"</p> <p>(6) Trauma dressings, 5" x 7"</p> <p>(50) 4" x 4" sponges, individually wrapped and sterile</p> <p>(2) rolls adhesive tape</p> <p>(1) penlight</p> <p>(2) sterile burn sheets</p> <p>(2) oropharyngeal airways -- adult</p> <p>(2) oropharyngeal airways -- child (Ambulance #1 only)</p> <p>(2) oropharyngeal airways -- infant (Ambulance #1 only)</p> <p>(1) Glucose substance</p> <p>(3) Occlusive dressings</p> <p>(1) Roll aluminum foil</p> <p>(6) Rigid cervical collars--2 each small, medium and large sizes</p> <p>(4) Cold packs</p> <p>(4) Heat packs</p> <p>(2) Bite sticks</p>	Ambulance #1
First Aid Supplies	<p>(2) Transfer sheets</p> <p>(2) Blankets</p>	Ambulances #1 and #2
First Aid Supplies	<p>(2) #16g angiosets</p> <p>(2) #18g angiosets</p> <p>(2) #20g angiosets</p> <p>(1) 1000cc LR IV fluid</p> <p>(1) 500cc NS IV fluid</p>	Ambulances #1 and #2, surface rescue truck
General Plant Emergency Equipment		
Emergency Lighting	For employee rescue and evacuation, and fire/spill containment; linked to main power supply, and selectively linked to back up diesel power supply and/or battery-backed power supply	Surface and underground
Backup Power Sources	Two diesel generators, and battery-powered uninterruptible power supply (UPS); use limited to essential loads; manual or remote starting 1,100-kilowatt diesel generators with on-site fuel for 62% load for 3 days for selected loads; 30-minute battery capacity for essential loads	Generators are east of Safety and Emergency Services Building; UPS is located at the essential loads
Hoists	Hoists in Waste Shaft, Air Intake Shaft, and SH Shaft	Waste Shaft, Air Intake Shaft, SH Shaft
Radiation Monitoring Equipment	(5) Portable alpha and beta survey meters, portable air samplers, and portable continuous air monitors	Building 412
Emergency Shower	For emergency flushing of chemical contact or injury	Surface

Equipment	Description and Capabilities	Location
Eye Wash Fountains	For emergency flushing of affected eyes	Various locations on surface and in the underground
Decon Shower Equipment	Self-contained decon shower trailer, portable decon shower unit	Surface
Overpack containers	14-85 Gallon drums 4-SWBs 1-TDOP	Building 481 Building 481 Building 481
HEPA Vacuums	2 HEPA Vacuums to be utilized for removal of contamination.	Building 481
Aquaset or Cement	100 lbs. of aquaset or cement material for solidification of liquid waste generated as a result of fire fighting water or decontamination solutions.	Building 481
Paint or Fixative	1 - 5 gallon bucket of approved fixative to be used during recovery.	Building 481
TDOP Upender	Upender facilitates overpacking standard waste boxes	Building 481
Non hazardous Decontaminating Agents	4-1 Gallon bottles for decontamination of surfaces, equipment, and personnel	Building 481

^a The NMED will be notified when new equipment is brought on line in calendar year 2015.

**Table E-1
Inspection Schedule/Procedures**

System/Equipment Name	Responsible Organization	Inspection a Frequency and Job Title of Personnel Normally Making Inspection	Procedure Number and Inspection Criteria
Air Intake Shaft Hoist	Underground Operations	Preoperational ^c See Lists 1b and c	WP 04-HO1004 Inspecting for Deterioration ^b , Safety Equipment, Communication Systems, and Mechanical Operability ^m in accordance with Mine Safety and Health Administration (MSHA) requirements
Ambulances (Surface and Underground) and related emergency supplies and equipment	Emergency Services	Weekly See List 11	12-FP0030 Inspecting for Mechanical Operability ^m , Deterioration ^b , and Required Equipment ⁿ
Adjustable Center of Gravity Lift Fixture	Waste Handling	Preoperational See List 8	WP 05-WH1410 Inspecting for Mechanical Operability ^m and Deterioration ^b
Backup Power Supply Diesel Generators	Facility Operations	Monthly See List 3	WP 04-ED1301 Inspecting for Mechanical Operability ^m and Leaks/Spills by starting and operating both generators. Results of this inspection are logged in accordance with WP 04-AD3008.
Facility Inspections (Water Diversion Berms)	Facility Engineering	Annually See List 4	WP 10-WC3008 Inspecting for Damage, Impediments to water flow, and Deterioration ^b
Central Monitoring Systems (CMS)	Facility Operations	Continuous See List 3	Automatic Self-Checking
Contact-Handled (CH) TRU Underground Transporter	Waste Handling	Preoperational See List 8	WP 05-WH1603 Inspecting for Mechanical Operability ^m , Deterioration ^b , and area around transporter clear of obstacles
Conveyance Loading Car	Waste Handling	Preoperational See List 8	WP 05-WH1406 Inspecting for Mechanical Operability ^m , Deterioration ^b , path clear of obstacles, and guards in the proper place
Facility Transfer Vehicle	Waste Handling	Preoperational See List 8	WP 05-WH1204 Inspecting for Mechanical Operability ^m , Deterioration ^b , path clear of obstacles, and guards in the proper place

System/Equipment Name	Responsible Organization	Inspection a Frequency and Job Title of Personnel Normally Making Inspection	Procedure Number and Inspection Criteria
Exhaust Shaft	Underground Operations	Quarterly See List 1a	PM041099 Inspecting for Deterioration ^b and Leaks/Spills
Eye Wash and Shower Equipment	Equipment Custodian	Weekly See List 5	WP 12-IS1832 Inspecting for Deterioration ^b
		Semi-annually See List 2a	WP 12-IS1832 Inspecting for Deterioration ^b and Fluid Levels—Replace as Required
Fire Detection and Alarm System	Emergency Services	Semiannually See List 11	12-FP0027 Inspecting for Deterioration ^b , Operability of indicator lights and, underground fuel station dry chemical suppression system. Inspection is per NFPA 17
Fire Extinguishers ^j	Emergency Services	Monthly See List 11	12-FP0036 Inspecting for Deterioration ^b , Leaks/Spills, Expiration, seals, fullness, and pressure
Fire Hoses	Emergency Services	Annually (minimum) See List 11	12-FP0031 Inspecting for Deterioration ^b and Leaks/Spills
Fire Hydrants	Emergency Services	Semi-annual/ annually See List 11	12-FP0034 Inspecting for Deterioration ^b and Leaks/Spills
Fire Pumps	Emergency Services	Weekly/annually See List 11	WP 12-FP0026 Inspecting for Deterioration ^b , Leaks/Spills, valves, and panel lights
Fire Sprinkler Systems	Emergency Services	Monthly/ quarterly See List 11	WP 12-FP0025 Inspecting for Deterioration ^b , Leaks/Spills, static pressures, and removable strainers
Fire and Emergency Response Trucks (Fire Trucks, Underground Fire Suppression Vehicles and Underground Rescue Trucks)	Emergency Services	Weekly See List 11	12-FP0033 Inspecting for Mechanical Operability ^m , Deterioration ^b , Leaks/Spills, and Required Equipment ⁿ
Forklifts Used for Waste Handling (Electric and Diesel forklifts, Push-Pull Attachment)	Waste Handling	Preoperational See List 8	WP 05-WH1201, WP 05-WH1207, WP 05-WH1401, WP 05-WH1402, WP 05-WH1403, and WP 05-WH1412 Inspecting for Mechanical Operability ^m , Deterioration ^b , and On board fire suppression system

System/Equipment Name	Responsible Organization	Inspection a Frequency and Job Title of Personnel Normally Making Inspection	Procedure Number and Inspection Criteria
<u>Automatic on-board fire suppression systems</u>	<u>Emergency Services</u>	<u>Semi-Annually</u> <u>See List 11</u>	<u>WP 12-FP0060</u> <u>Inspecting for Mechanical Operability^m and Deterioration^b</u>
Hazardous Material Response Equipment	Emergency Services	Weekly See List 11	12-FP0033 Inspecting for Mechanical Operability ^m , Deterioration ^b , and Required Equipment ⁿ
Miners First Aid Station	Emergency Services	Quarterly See List 11	12-FP0035 Inspecting for Required Equipment ⁿ
Mine Pager Phones (between surface and underground)	Facility Operations	Monthly See List 3	WP 04-PC3017 Testing of PA and Underground Alarms and Mine Page Phones at essential locations
MSHA Air Quality Monitor	Maintenance/ Underground Operations	Daily ^l See Lists 1 and 10	WP 12-IH1828 Inspecting for Air Quality Monitoring Equipment Functional Check
Perimeter Fence, Gates, Signs	Security	Daily See List 6	PF0-010 Inspecting for Deterioration ^b and Posted Warnings
Personal Protective Equipment (not otherwise contained in emergency vehicles or issued to individuals): —Self-Contained Breathing Apparatus	Emergency Services	Weekly See List 11	12-FP0029 Inspecting for Deterioration ^b and Pressure
Public Address (and Intercom System)	Facility Operations	Monthly See List 3	WP 04-PC3017 Testing of PA and Underground Alarms and Mine Page Phones at essential locations Systems operated in test mode
Radio Equipment	Facility Operations	Daily ^j See List 3	Radios are operated daily and are repaired upon failure
Rescue Trucks (Surface and Underground)	Emergency Services	Weekly See List 11	12-FP0030 and 12-FP0033 Inspecting for Mechanical Operability ^m , Deterioration ^b , Leaks/Spills, and Required Equipment ⁿ
Salt Handling Shaft Hoist	Underground Operations	Preoperational See List 1b and c	WP 04-HO1002 Inspecting for Deterioration ^b , Safety Equipment, Communication Systems, and Mechanical Operability ^m in accordance with MSHA requirements

System/Equipment Name	Responsible Organization	Inspection a Frequency and Job Title of Personnel Normally Making Inspection	Procedure Number and Inspection Criteria
Self-Rescuers	Underground Operations	Quarterly See List 1c	WP 04-AU1026 Inspecting for Deterioration ^b and Functionality in accordance with MSHA requirements
Surface TRU Mixed Waste Handling Area ^k	Waste Handling	Preoperational or Weekly ^e See List 8	WP 05-WH1101 Inspecting for Deterioration ^b , Leaks/Spills, Required Aisle Space, Posted Warnings, Communication Systems, Container Condition, and Floor coating integrity
TRU Mixed Waste Decontamination Equipment	Waste Handling	Annually See List 8	WP 05-WH1101 Inspecting for Required Equipment ⁿ
Underground Openings—Roof Bolts and Travelways	Underground Operations	Weekly See List 1a	WP 04-AU1007 Inspecting for Deterioration ^b
Underground—Geomechanical Instrumentation System (GIS)	Geotechnical Engineering	Monthly See List 9	WP 07-EU1301 Inspecting for Deterioration ^b
Underground TRU Mixed Waste Disposal Area	Waste Handling	Preoperational See List 8	WP 05-WH1810 Inspecting for Deterioration ^b , Leaks/Spills, mine pager phones, equipment, unobstructed access, signs, debris, and ventilation
Uninterruptible Power Supply (Central UPS)	Facility Operations	Daily See List 3	WP 04-ED1542 Inspecting for Mechanical Operability ^m and Deterioration ^b with no malfunction alarms. Results of this inspection are logged in accordance with WP 04-AD3008.
TDOP Upender	Waste Handling	Preoperational See List 8	WP 05-WH1010 Inspecting for Mechanical Operability ^m and Deterioration ^b
Vehicle Siren	Emergency Services	Weekly See List 11	Functional Test included with inspection of the Ambulances, Fire Trucks, and Rescue Trucks
Ventilation Exhaust	Maintenance Operations	Quarterly See List 10	IC041098 Check for Deterioration ^b and Calibration of Mine Ventilation Rate Monitoring Equipment
Waste Handling Cranes	Waste Handling	Preoperational See List 8	WP 05-WH1407 Inspecting for Mechanical Operability ^m , Deterioration ^b , and Leaks/Spills

System/Equipment Name	Responsible Organization	Inspection a Frequency and Job Title of Personnel Normally Making Inspection	Procedure Number and Inspection Criteria
Waste Hoist	Underground Operations	Preoperational See List 1b and c	WP 04-HO1003 Inspecting for Deterioration ^b , Safety Equipment, Communication Systems, and Mechanical Operability ^m , Leaks/Spills, in accordance with MSHA requirements
Water Tank Level	Facility Operations	Daily See List 3	SDD-WD00 Inspecting for Deterioration ^b , and water levels. Results of this inspection are logged in accordance with WVP 04-AD3008.
Push-Pull Attachment	Waste Handling	Preoperational See List 8	WP 05-WH1401 Inspecting for Damage and Deterioration ^b
Trailer Jockey	Waste Handling	Preoperational See List 8	WP 05-WH1405 Inspecting for Mechanical Operability ^m and Deterioration ^b
Explosion-Isolation Walls	Underground Operations	Quarterly See List 1	Integrity and Deterioration ^b of Accessible Areas
Bulkhead in Filled Panels	Underground Operations	Monthly See List 1	Integrity and Deterioration ^b of Accessible Areas
Bolting Robot	Waste Handling	Preoperational See List 8	WP 05-WH1203 Mechanical Operability ^m
Yard Transfer Vehicle	Waste Handling	Preoperational See List 8	WP 05-WH1205 Mechanical Operability ^m , Deterioration ^b , Path clear of obstacles and Guards in proper place
Payload Transfer Station	Waste Handling	Preoperational See List 8	WP 05-WH1208 Mechanical Operability ^m , Deterioration ^b , and Guards in proper place
Monorail Hoist	Waste Handling	Preoperational See List 8	WP 05-WH1202 Mechanical Operability ^m , Deterioration ^b , and leaks/spills
Bolting Station	Waste Handling	Preoperational See List 8	WP 05-WH1203 Mechanical Operability ^m , Deterioration ^b , and Guards in proper place

Item 3

Description

This modification makes the following additions to Attachment E, Table E-1:

- For “Mine Pager Phones (between surface and underground)” line item, added footnote indicator “^o” to “Monthly” in the “Inspection a Frequency and Job Title of Personnel Normally Making Inspection” column
- New footnote, “^oMine pager phones in non-essential locations are not routinely ‘inspected.’ Many are used in day-to-day operations. They are used until they fail, at which time they are repaired. Mine pager phones are used routinely by Underground Operations.”

Basis

The Permittees have upgraded the public address (PA) system in the underground to include mine pager phones as additional communication equipment. In doing so, it is necessary to add the PA function of the mine pager phones to the inspection schedule in Attachment E as part of the upgrade. Therefore, this change is classified as a “Replacement with functionally equivalent equipment, upgrade, or relocate emergency equipment listed” and is, therefore, a Class 1 modification notification pursuant to 20.4.1.900 NMAC (incorporating 40 CFR 270.42, Appendix I, B.6.b). This classification is appropriate because the additions to Table E-1 result in upgraded/enhanced inspection frequency of the mine pager phones.

Discussion

In response to the findings of the Accident Investigation Board for the Haul-Truck Fire Incident on February 5, 2014, the Permittees have upgraded the underground PA system. Mine pager phones at non-essential locations are now used as part of this upgraded system. The PA system is required by the Permit, Part 2, Section 2.10.1.1. Therefore, this upgraded function is being added to the Permit by way of the inspection schedule in Permit Attachment E. Because mine pager phones are used in day-to-day operations, the Permittees’ approach is to include inspection of these mine pager phones in much the same way as the inspection of two-way radios (Attachment E, Table E-1 footnote “ⁱⁱ” in the Permit).

Proposed Revised Permit Text:

**Table E-1
Inspection Schedule/Procedures**

System/Equipment Name	Responsible Organization	Inspection a Frequency and Job Title of Personnel Normally Making Inspection	Procedure Number and Inspection Criteria
Air Intake Shaft Hoist	Underground Operations	Preoperational ^c See Lists 1b and c	WP 04-HO1004 Inspecting for Deterioration ^b , Safety Equipment, Communication Systems, and Mechanical Operability ^m in accordance with Mine Safety and Health Administration (MSHA) requirements
Ambulances (Surface and Underground) and related emergency supplies and equipment	Emergency Services	Weekly See List 11	12-FP0030 Inspecting for Mechanical Operability ^m , Deterioration ^b , and Required Equipment ⁿ
Adjustable Center of Gravity Lift Fixture	Waste Handling	Preoperational See List 8	WP 05-WH1410 Inspecting for Mechanical Operability ^m and Deterioration ^b
Backup Power Supply Diesel Generators	Facility Operations	Monthly See List 3	WP 04-ED1301 Inspecting for Mechanical Operability ^m and Leaks/Spills by starting and operating both generators. Results of this inspection are logged in accordance with WP 04-AD3008.
Facility Inspections (Water Diversion Berms)	Facility Engineering	Annually See List 4	WP 10-WC3008 Inspecting for Damage, Impediments to water flow, and Deterioration ^b
Central Monitoring Systems (CMS)	Facility Operations	Continuous See List 3	Automatic Self-Checking
Contact-Handled (CH) TRU Underground Transporter	Waste Handling	Preoperational See List 8	WP 05-WH1603 Inspecting for Mechanical Operability ^m , Deterioration ^b , and area around transporter clear of obstacles
Conveyance Loading Car	Waste Handling	Preoperational See List 8	WP 05-WH1406 Inspecting for Mechanical Operability ^m , Deterioration ^b , path clear of obstacles, and guards in the proper place

System/Equipment Name	Responsible Organization	Inspection a Frequency and Job Title of Personnel Normally Making Inspection	Procedure Number and Inspection Criteria
Facility Transfer Vehicle	Waste Handling	Preoperational See List 8	WP 05-WH1204 Inspecting for Mechanical Operability ^m , Deterioration ^b , path clear of obstacles, and guards in the proper place
Exhaust Shaft	Underground Operations	Quarterly See List 1a	PM041099 Inspecting for Deterioration ^b and Leaks/Spills
Eye Wash and Shower Equipment	Equipment Custodian	Weekly See List 5	WP 12-IS1832 Inspecting for Deterioration ^b
		Semi-annually See List 2a	WP 12-IS1832 Inspecting for Deterioration ^b and Fluid Levels—Replace as Required
Fire Detection and Alarm System	Emergency Services	Semiannually See List 11	12-FP0027 Inspecting for Deterioration ^b , Operability of indicator lights and, underground fuel station dry chemical suppression system. Inspection is per NFPA 17
Fire Extinguishers ^j	Emergency Services	Monthly See List 11	12-FP0036 Inspecting for Deterioration ^b , Leaks/Spills, Expiration, seals, fullness, and pressure
Fire Hoses	Emergency Services	Annually (minimum) See List 11	12-FP0031 Inspecting for Deterioration ^b and Leaks/Spills
Fire Hydrants	Emergency Services	Semi-annual/ annually See List 11	12-FP0034 Inspecting for Deterioration ^b and Leaks/Spills
Fire Pumps	Emergency Services	Weekly/annually See List 11	WP 12-FP0026 Inspecting for Deterioration ^b , Leaks/Spills, valves, and panel lights
Fire Sprinkler Systems	Emergency Services	Monthly/ quarterly See List 11	WP 12-FP0025 Inspecting for Deterioration ^b , Leaks/Spills, static pressures, and removable strainers
Fire and Emergency Response Trucks (Fire Trucks, Underground Fire Suppression Vehicles and Underground Rescue Trucks)	Emergency Services	Weekly See List 11	12-FP0033 Inspecting for Mechanical Operability ^m , Deterioration ^b , Leaks/Spills, and Required Equipment ⁿ

System/Equipment Name	Responsible Organization	Inspection a Frequency and Job Title of Personnel Normally Making Inspection	Procedure Number and Inspection Criteria
Forklifts Used for Waste Handling (Electric and Diesel forklifts, Push-Pull Attachment)	Waste Handling	Preoperational See List 8	WP 05-WH1201, WP 05-WH1207, WP 05-WH1401, WP 05-WH1402, WP 05-WH1403, and WP 05-WH1412 Inspecting for Mechanical Operability ^m , Deterioration ^b , and On board fire suppression system
Hazardous Material Response Equipment	Emergency Services	Weekly See List 11	12-FP0033 Inspecting for Mechanical Operability ^m , Deterioration ^b , and Required Equipment ⁿ
Miners First Aid Station	Emergency Services	Quarterly See List 11	12-FP0035 Inspecting for Required Equipment ⁿ
Mine Pager Phones (between surface and underground)	Facility Operations	Monthly ^o See List 3	WP 04-PC3017 Testing of PA and Underground Alarms and Mine Page Phones at essential locations
MSHA Air Quality Monitor	Maintenance/ Underground Operations	Daily ^l See Lists 1 and 10	WP 12-IH1828 Inspecting for Air Quality Monitoring Equipment Functional Check
Perimeter Fence, Gates, Signs	Security	Daily See List 6	PF0-010 Inspecting for Deterioration ^b and Posted Warnings
Personal Protective Equipment (not otherwise contained in emergency vehicles or issued to individuals): —Self-Contained Breathing Apparatus	Emergency Services	Weekly See List 11	12-FP0029 Inspecting for Deterioration ^b and Pressure
Public Address (and Intercom System)	Facility Operations	Monthly See List 3	WP 04-PC3017 Testing of PA and Underground Alarms and Mine Page Phones at essential locations Systems operated in test mode
Radio Equipment	Facility Operations	Daily ^j See List 3	Radios are operated daily and are repaired upon failure
Rescue Trucks (Surface and Underground)	Emergency Services	Weekly See List 11	12-FP0030 and 12-FP0033 Inspecting for Mechanical Operability ^m , Deterioration ^b , Leaks/Spills, and Required Equipment ⁿ

System/Equipment Name	Responsible Organization	Inspection a Frequency and Job Title of Personnel Normally Making Inspection	Procedure Number and Inspection Criteria
Salt Handling Shaft Hoist	Underground Operations	Preoperational See List 1b and c	WP 04-HO1002 Inspecting for Deterioration ^b , Safety Equipment, Communication Systems, and Mechanical Operability ^m in accordance with MSHA requirements
Self-Rescuers	Underground Operations	Quarterly See List 1c	WP 04-AU1026 Inspecting for Deterioration ^b and Functionality in accordance with MSHA requirements
Surface TRU Mixed Waste Handling Area ^k	Waste Handling	Preoperational or Weekly ^e See List 8	WP 05-WH1101 Inspecting for Deterioration ^b , Leaks/Spills, Required Aisle Space, Posted Warnings, Communication Systems, Container Condition, and Floor coating integrity
TRU Mixed Waste Decontamination Equipment	Waste Handling	Annually See List 8	WP 05-WH1101 Inspecting for Required Equipment ⁿ
Underground Openings—Roof Bolts and Travelways	Underground Operations	Weekly See List 1a	WP 04-AU1007 Inspecting for Deterioration ^b
Underground—Geomechanical Instrumentation System (GIS)	Geotechnical Engineering	Monthly See List 9	WP 07-EU1301 Inspecting for Deterioration ^b
Underground TRU Mixed Waste Disposal Area	Waste Handling	Preoperational See List 8	WP 05-WH1810 Inspecting for Deterioration ^b , Leaks/Spills, mine pager phones, equipment, unobstructed access, signs, debris, and ventilation
Uninterruptible Power Supply (Central UPS)	Facility Operations	Daily See List 3	WP 04-ED1542 Inspecting for Mechanical Operability ^m and Deterioration ^b with no malfunction alarms. Results of this inspection are logged in accordance with WP 04-AD3008.
TDOP Upender	Waste Handling	Preoperational See List 8	WP 05-WH1010 Inspecting for Mechanical Operability ^m and Deterioration ^b
Vehicle Siren	Emergency Services	Weekly See List 11	Functional Test included with inspection of the Ambulances, Fire Trucks, and Rescue Trucks

System/Equipment Name	Responsible Organization	Inspection a Frequency and Job Title of Personnel Normally Making Inspection	Procedure Number and Inspection Criteria
Ventilation Exhaust	Maintenance Operations	Quarterly See List 10	IC041098 Check for Deterioration ^b and Calibration of Mine Ventilation Rate Monitoring Equipment
Waste Handling Cranes	Waste Handling	Preoperational See List 8	WP 05-WH1407 Inspecting for Mechanical Operability ^m , Deterioration ^b , and Leaks/Spills
Waste Hoist	Underground Operations	Preoperational See List 1b and c	WP 04-HO1003 Inspecting for Deterioration ^b , Safety Equipment, Communication Systems, and Mechanical Operability ^m , Leaks/Spills, in accordance with MSHA requirements
Water Tank Level	Facility Operations	Daily See List 3	SDD-WD00 Inspecting for Deterioration ^b , and water levels. Results of this inspection are logged in accordance with WP 04-AD3008.
Push-Pull Attachment	Waste Handling	Preoperational See List 8	WP 05-WH1401 Inspecting for Damage and Deterioration ^b
Trailer Jockey	Waste Handling	Preoperational See List 8	WP 05-WH1405 Inspecting for Mechanical Operability ^m and Deterioration ^b
Explosion-Isolation Walls	Underground Operations	Quarterly See List 1	Integrity and Deterioration ^b of Accessible Areas
Bulkhead in Filled Panels	Underground Operations	Monthly See List 1	Integrity and Deterioration ^b of Accessible Areas
Bolting Robot	Waste Handling	Preoperational See List 8	WP 05-WH1203 Mechanical Operability ^m
Yard Transfer Vehicle	Waste Handling	Preoperational See List 8	WP 05-WH1205 Mechanical Operability ^m , Deterioration ^b , Path clear of obstacles and Guards in proper place
Payload Transfer Station	Waste Handling	Preoperational See List 8	WP 05-WH1208 Mechanical Operability ^m , Deterioration ^b , and Guards in proper place
Monorail Hoist	Waste Handling	Preoperational See List 8	WP 05-WH1202 Mechanical Operability ^m , Deterioration ^b , and leaks/spills

System/Equipment Name	Responsible Organization	Inspection a Frequency and Job Title of Personnel Normally Making Inspection	Procedure Number and Inspection Criteria
Bolting Station	Waste Handling	Preoperational See List 8	WP 05-WH1203 Mechanical Operability ^m , Deterioration ^b , and Guards in proper place

Table E-1 (Continued)
Inspection Schedule/Procedures Lists

List 1: Underground Operations

- a. Mining Technician *
- Senior Mining Technician *
- Continuous Mining Specialist *
- Senior Mining Specialist *
- Mine OPS Supervisor *
- b. Waste Hoist Operator
- Waste Hoist Shaft Tender
- c. U/G Facility Operations* - Self Rescuers
- Shaft Technician *
- d. Operations Engineer
- Supervisor U/G Services*
- Senior Operations Engineer*

List 2: Industrial Safety

- a. Safety Technician *
- Senior Safety Technician *
- Safety Specialist *
- Safety Engineer *
- Industrial Hygienist *
- b. Fire Protection Engineering *

List 3: Facility Operations

- Facilities Technician *
- Senior Facilities Technician *
- Facility Operations Specialist *
- Central Monitoring Room Operator *
- Central Monitoring Room Specialist *
- Operations Engineer
- Senior Operations Engineer *
- Facility Shift Manager
- Operations Technical Coordinator *

List 4: Facility Engineering

- Senior Engineer *

List 5: General

- Equipment Custodian*

List 6: Security

- Security Protective *
- Security Protective Supervisor *

List 8: Waste Handling

- Manager, Waste Operations
- TRU-Waste Handler

List 9: Geotechnical Engineering

- Engineer Technician *
- Associate Engineer *
- Engineer *
- Senior Engineer *
- Principal Engineer*

List 10: Maintenance Operations

- Maintenance Technician *
- Maintenance Specialist *
- Senior Maintenance Specialist *
- Contractor *

List 11: Emergency Services

- Qualified Emergency Services Personnel
- Fire Protection Technician

Table E-1 (Continued)
Inspection Schedule/Procedures Notes

- ^a Inspection may be accomplished as part of or in addition to regularly scheduled preventive maintenance inspections for each item or system. Certain structural systems of the WHB, Waste Hoist and Station A are also subject to inspection following severe natural events including earthquakes, tornados, and severe storms. Structural systems include columns, beams, girders, anchor bolts and concrete walls.
- ^b Deterioration includes: obvious visible cracks, erosion, salt build-up, damage, corrosion, loose or missing parts, malfunctions, and structural deterioration.
- ^c "Preoperational" signifies that inspections are required prior to the first use during a calendar day. For calendar days in which the equipment is not in use, no inspections are required. For an area this includes: area is clean and free of obstructions (for emergency equipment); adequate aisle space; emergency and communications equipment is readily available, properly located and sign-posted, visible, and operational. For equipment, this includes: checking fluid levels, pressures, valve and switch positions, battery charge levels, pressures, general cleanliness, and that all functional components and emergency equipment is present and operational.
- ^e These weekly inspections apply to container storage areas when containers of waste are present for a week or more.
- ^g In addition, the water tank levels are maintained by the CMR and level readouts are available at any time.
- ^h This organization is responsible for obtaining licenses for radios and frequency assignments. They do periodic checks of frequencies and handle repairs which are performed by a vendor.
- ⁱ Radios are not routinely "inspected." They are operated daily and many are used in day-to-day operations. They are used until they fail, at which time they are replaced and repaired. Radios are used routinely by Emergency Services, Security, Environmental Monitoring, and Facility Operations.
- ^j Fire extinguisher inspection is paperless. Information is recorded into a database using barcodes. The database is then printed out.
- ^k Surface CH TRU mixed waste handling areas include the Parking Area Unit, the WHB unit, and unloading areas.
- ^l No log forms are used for daily readings. However, readings that are out of tolerance are reported to the CMR and logged by CMR operator. Inspection includes daily functional checks of portable equipment.
- ^m Mechanical Operability means that the equipment has been checked and is operating in accordance with site safety requirements (e.g. proper fluid levels and tire pressure; functioning lights, alarms, sirens, and power/battery units; and belts, cables, nuts/bolts, and gears in good condition), as appropriate.
- ⁿ Required Equipment means that the equipment identified in Table D-6 is available and usable (i.e. not expired/depleted and works as designed).
- ^o Mine pager phones in non-essential locations are not routinely "inspected." Many are used in day-to-day operations. They are used until they fail, at which time they are repaired. Mine pager phones are used routinely by Underground Operations.
- ^{*} Positions are not considered RCRA positions (i.e., personnel do not manage TRU mixed waste).

Item 4

Description

This modification updates Attachment F1, *RCRA Hazardous Waste Management Job Titles and Descriptions*. There are six changes being made to the job descriptions for Emergency Services Technician, First Line Initial Response Team Member, and Emergency Response Team. These changes are as follows:

Emergency Services Technician

- Change “Incident Command Structure (ERT 113)” to “Introduction to the Incident Command System (IS 100)” on the Emergency Services Technician job description.

First Line Initial Response Team member

- Remove “Annual Live Fires Practical (ERT 107) (Annual)” and “Introduction to Firefighting (ERT 117) (Once)” from the First Line Initial Response Team member job description and replace with “Industrial Fire Brigade Advanced Interior/Exterior Certification.”

Emergency Response Team

- Change “Authorization Card ERT-01” to “Qualification Card ERT-01” under Requisite Skills, Experience, and Education and change “Authorization Card (ERT-01)” to “Qualification Card (ERT-01)” under Training on the Emergency Response Team job description.
- Correct title of ERT-102/102A from “Emergency Response Team” to “Confined Space Rescue” on the Emergency Response Team job description.
- Add “SAF-501/502, Inexperienced Miner Training” to list of required training on the Emergency Response Team job description.
- Add “Industrial Fire Brigade Advanced Interior/Exterior Certification” to list of required training on the Emergency Response Team job description.

Basis

These changes are classified as “Changes in the training plan...Other changes” and, therefore, constitute a Class 1 modification pursuant to 20.4.1.900 NMAC (incorporating 40 CFR 270.42, Appendix I, B.5.b.).

Discussion

These changes are needed to update the emergency response training provisions of the Permit to ensure consistency with the federal training standards established for emergency response training program. The justifications for the changes to Attachment F1 are as follows:

Emergency Services Technician

- Change “Incident Command Structure (ERT 113)” to “IS 100, Introduction to the Incident Command System” on the Emergency Services Technician job description.

Incident Command Structure (ERT 113) has been replaced by the more rigorous Federal Emergency Management Agency (FEMA) based training. Although the course outline for ERT 113 is not included in the Permit, Attachment F2, the course material has been evaluated for equivalency against IS-100, Introduction to the Incident Command System. It has been determined that IS-100, which describes concepts and principles of the Incident Command System, exceeds the course content of ERT 113. Therefore, this change does not affect the type or decrease the amount of training and is considered a Class 1 modification.

First Line Initial Response Team member

- Replace “Annual Live Fires Practical (ERT 107) (Annual)” and “Introduction to Firefighting (ERT 117) (Once)” on the First Line Initial Response Team member job description and replace with “Industrial Fire Brigade Advanced Interior/Exterior Certification.”

Annual Live Fires Practical (ERT 107) and Introduction to Firefighting (ERT 117) have been superseded by more rigorous National Fire Protection Association (NFPA) based training. The course outlines for ERT 107 and ERT 117 are not included in the Permit, Attachment F2. The performance requirements for industrial fire brigades assigned both advanced exterior and interior structural firefighting response duties are outlined in NFPA 600, and the training requirements established by NFPA 600 are detailed in NFPA 1081, *Standards for Industrial Fire Brigade Member Professional Qualifications*. This certification process also includes live fire training in accordance with NFPA 1403, *Standard on Live Fire Training Evolutions*. An annual skills check, including live fire training, is performed to verify minimum professional qualifications of members. Since the Industrial Fire Brigade Advanced Interior/Exterior Certification required by personnel performing duties of the Fire Line Initial Response Team exceeds ERT 107 and ERT 117 training, this change does not affect the type or decrease the amount of training and is therefore, considered a Class 1 modification.

Emergency Response Team

- Change “Authorization Card ERT-01” to “Qualification Card ERT-01” under Requisite Skills, Experience, and Education and change “Authorization Card (ERT-01)” to “Qualification Card (ERT-01)” under Training on the Emergency Response Team job description.

This change is necessary to provide consistency with terminology used for qualification cards elsewhere in the Permit and terminology used on the actual ERT-01 qualification card. This change does not affect the type or decrease the amount of training, and is, therefore, considered a Class 1 modification.

- Correct title of ERT-102/102A from “Emergency Response Team” to “Confined Space Rescue” on the Emergency Response Team job description.

This change is necessary to reflect the correct course title of ERT-102/102A. Additionally, this change provides consistency with the course title for ERT 102/102A, Confined Space Rescue, listed on the job description for the First Line Initial Response Team member. This change does not affect the type or decrease the amount of training, and is, therefore, considered a Class 1 modification.

- Add “SAF-501/502, Inexperienced Miner Training” to list of required training on the Emergency Response Team job description.

Emergency Response Team members are currently required to have training equivalent to personnel who perform duties associated with the First Line Initial Response Team members. This training exceeds what is currently prescribed by the Permit for Emergency Response Team members, and since this change does not affect the type or decrease the amount of training provided, it is considered a Class 1 modification.

- Add “Industrial Fire Brigade Advanced Interior/Exterior Certification” to list of required training on the Emergency Response Team job description.

Emergency Response Team members are currently required to have training equivalent to personnel who perform duties associated with the First Line Initial Response Team members. As described above, Annual Live Fires Practical (ERT 107) and Introduction to Firefighting (ERT 117) have been superseded by more rigorous NFPA based Industrial Fire Brigade Advanced Interior/Exterior Certification. This training exceeds what is currently prescribed by the Permit for Emergency Response Team members, and since this change does not affect the type or decrease the amount of training provided, it is considered a Class 1 modification.

Proposed Revised Permit Text:

RCRA HAZARDOUS WASTE MANAGEMENT JOB DESCRIPTIONS

Position Title: Emergency Services Technician

Duties:

- Responds to hazardous waste spills in emergency situations
- Provides emergency fire-response services
- Conducts routine inspections and maintains all response equipment on site
- Directs emergency teams to control hazardous situations

Requisite Skills, Experience and Education:

Vocational or commercial high school graduate, or equivalent, plus additional training in emergency fire and medical response, or equivalent.

Training (Type/Amount):

- General Employee Training (GET-19X/GET-20X/GET-21X)
- General Employee Training Refresher (GET-19XA/GET-20XA/GET-21XA)
- EST Qualification Card (EST-01)
- Subject Matter Expert/On-The-Job Training (TRG-293/298)
- Hazardous Waste Worker (HWW-101/102)
- Respiratory Protection (SAF-630/ 631)
- Firefighter I (SAF-621)
- Hazardous Waste Responder (HWR-101/101A)
- Introduction to the Incident Command System (IS 100) Incident Command Structure (ERT 113) (Once)
- Radiological Worker II (RAD 201) (Annual)
- 40-Hour Inexperienced Miner (SAF 501/502) (Annual)
- Heated Environment/Confined Space (SAF 515/515A) (Annual)
- Compressed Gas Cylinder Safety (SAF 619) (Once)

NOTE: The trainee may perform duties prior to qualification only for those evolutions and/or operations for which training has been completed.

RCRA HAZARDOUS WASTE MANAGEMENT JOB DESCRIPTIONS

Position Title: First Line Initial Response Team member

Duties:

- Cooperate, participate, and comply with provisions of the Supplemental Emergency Response Program Plan (SERP)
- Primary function is to provide medical and hazardous material response to the WIPP underground

Requisite Skills, Experience, and Education:

High School Diploma or equivalent, written approval from employee's manager (Authorization Card FLIRT-01), compliance with health and physical requirements, 1) Initial examination and clearance by the Occupational Medical Director, 2) Examined and cleared annually by the Occupational Medical Director, 3) Additional tests: pulmonary function test, cardiac stress test every five years, drug screen, 4) Encouraged to maintain good medical and physical condition, compliance with requirements of the SERP, current knowledge regarding medical response and hazardous materials response.

Training (Type/Amount):

The following training must be completed and current prior to participation during an emergency response:

- General Employee Training (GET-19X/GET-20X/GET-21X)
- General Employee Training Refresher (GET-19XA/GET-20XA/GET-21XA)
- Inexperienced miner (SAF 501/502)
- Confined Space Training (SAF-515)
- Hazardous Waste Worker (HWW-101)
- Respiratory Protection (SAF-630 and SAF-631 D)
- First Aid and CPR (MED-101)
- Radiological Worker II (RAD-201)
- Confined Space Rescue (ERT 102/102A) (Annual)
- ~~Annual Live Fires Practical (ERT 107) (Annual)~~
- ~~Introduction to Firefighting (ERT 117) (Once)~~ Industrial Fire Brigade Advanced Interior/Exterior Certification
- Eight hours of training quarterly
- Hazardous Waste Responder (HWR 101/101A)(Annual)

RCRA HAZARDOUS WASTE MANAGEMENT JOB DESCRIPTIONS

Position Title: Emergency Response Team

Duties:

- Responding to hazardous waste incidents or releases due to fires, HAZMAT, and medical emergencies
- Operating as part of the WIPP Supplemental Emergency Response Program

Requisite Skills, Experience, and Education:

High School Diploma or equivalent, written approval from employee's manager (Qualification Authorization Card ERT-01), compliance with health and physical requirements:

- 1) Initial examination and clearance by the Occupational Medical Director
- 2) Examined and cleared annually by the Occupational Medical Director
- 3) Additional tests: pulmonary function test, cardiac stress test every five years, drug screening.

Training (Type/Amount):

- Confined Space Rescue Emergency Response Team (ERT-102/102A) (Annual)
- General Employee Training (GET-19X/GET-20X/GET-21X)
- General Employee Training Refresher (GET-19XA/GET-20XA/GET-21XA) (Annual)
- Hazardous Waste Worker (HWW-101/102) (Annual)
- Hazardous Waste Responder (HWR-101/101A) (Annual)
- Respiratory Protection (SAF-630/ SAF-631C/ SAF-631 D) (Annual)
- First Aid and CPR (MED-101/101A) (Annual)
- Radiological Worker (RAD-201/202) (Annual)
- Confined Space/Heated Environment (SAF-515/515A)
- Emergency Response Team Member Qualification Authorization Card (ERT-01)
- SAF-501/502, Inexperienced Miner Training
- Industrial Fire Brigade Advanced Interior/Exterior Certification

Item 5

Description

This modification updates Permit Attachment A, Section A-6, to reflect a recent name change of Babcock and Wilcox Technical Services Group, Inc., a member company of Nuclear Waste Partnership, LLC. The company is now called BWXT Technical Services Group, Inc. (BWXT TSG). This is an administrative change to the Permit.

Basis

The change is simply to update the Permit with current information. It does not reflect a transfer of the Permit, nor a change in ownership of the MOC or operational control pursuant to 20.4.1.900 NMAC (incorporating 40 CFR 270.40(b)), and does not require a change to the Part A Application. Therefore, this modification is a Class 1 modification pursuant to 20.4.1.900 NMAC (incorporating 40 CFR 270.42, Appendix I, A.1, "Administrative and informational changes").

Discussion

On June 8, 2015, the Babcock & Wilcox Company announced its intent to change the name to BWXT Technical Services Group, Inc. (BWXT TSG). This change was effective July 1, 2015. This modification changes the name of "Babcock & Wilcox Technical Services Company" to "BWXT Technical Services Group, Inc." (BWXT TSG)) in Permit Attachment A, Section A-6, *Chronology of Events Relevant to Changes in Ownership or Operational Control*.

Proposed Revised Permit Text:

A-6 Chronology of Events Relevant to Changes in Ownership or Operational Control

July 1, 2015

On June 8, 2015 the Babcock & Wilcox Company announced its intent to change the name to BWXT Technical Services Group, Inc. (BWXT TSG). This change was effective July 1, 2015. No changes are being made to the Management and Operating Contractor (MOC). The MOC is comprised of URS Federal Services, Inc. and BWXT Technical Services Group, Inc.

Item 6

Description

This modification updates Attachment D, Figure D-1, *WIPP Surface Structures*, Figure D-6, *Fire-Water Distribution System*, and Figure D-8, *WIPP On-Site Assembly Areas and WIPP Staging Areas*. These figures are similar to Attachment A4, Figure A4-2, *WIPP Traffic Flow Diagram* which was recently revised to include a new east gate.

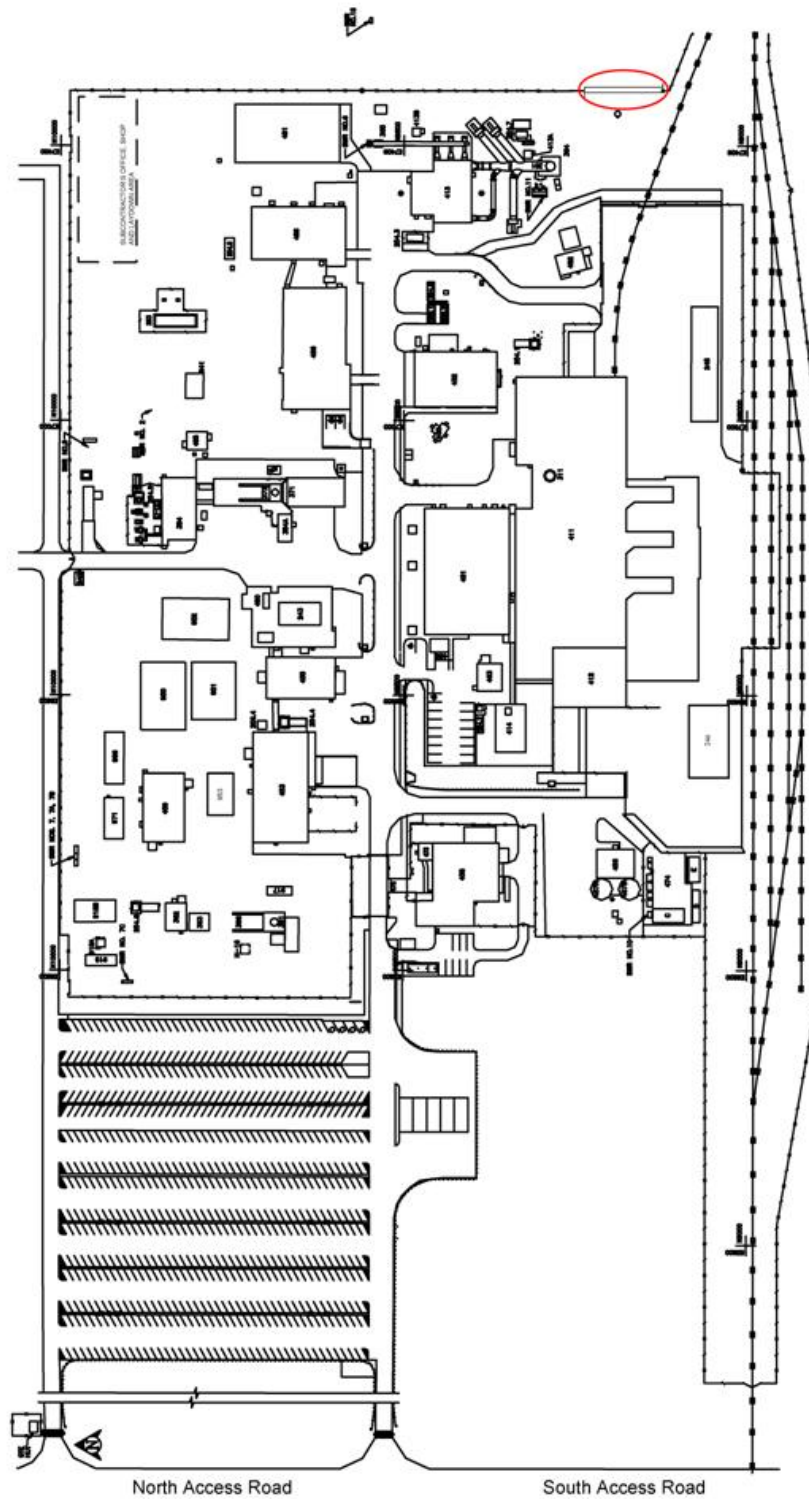
Basis

The change is classified as an “Administrative and informational changes” and is, therefore, a Class 1 modification notification pursuant to 20.4.1.900 NMAC (incorporating 40 CFR 270.42, Appendix I, A.1).

Discussion

These changes are needed to update Attachment D, Figure D-1, *WIPP Surface Structures*, Figure D-6, *Fire-Water Distribution System*, and Figure D-8, *WIPP On-Site Assembly Areas and WIPP Staging Areas*. These changes reflect a new east gate that was recently revised in Attachment A4, Section A4-2.

Proposed Revised Permit Figure:



**Figure D-1
WIPP Surface Structures**

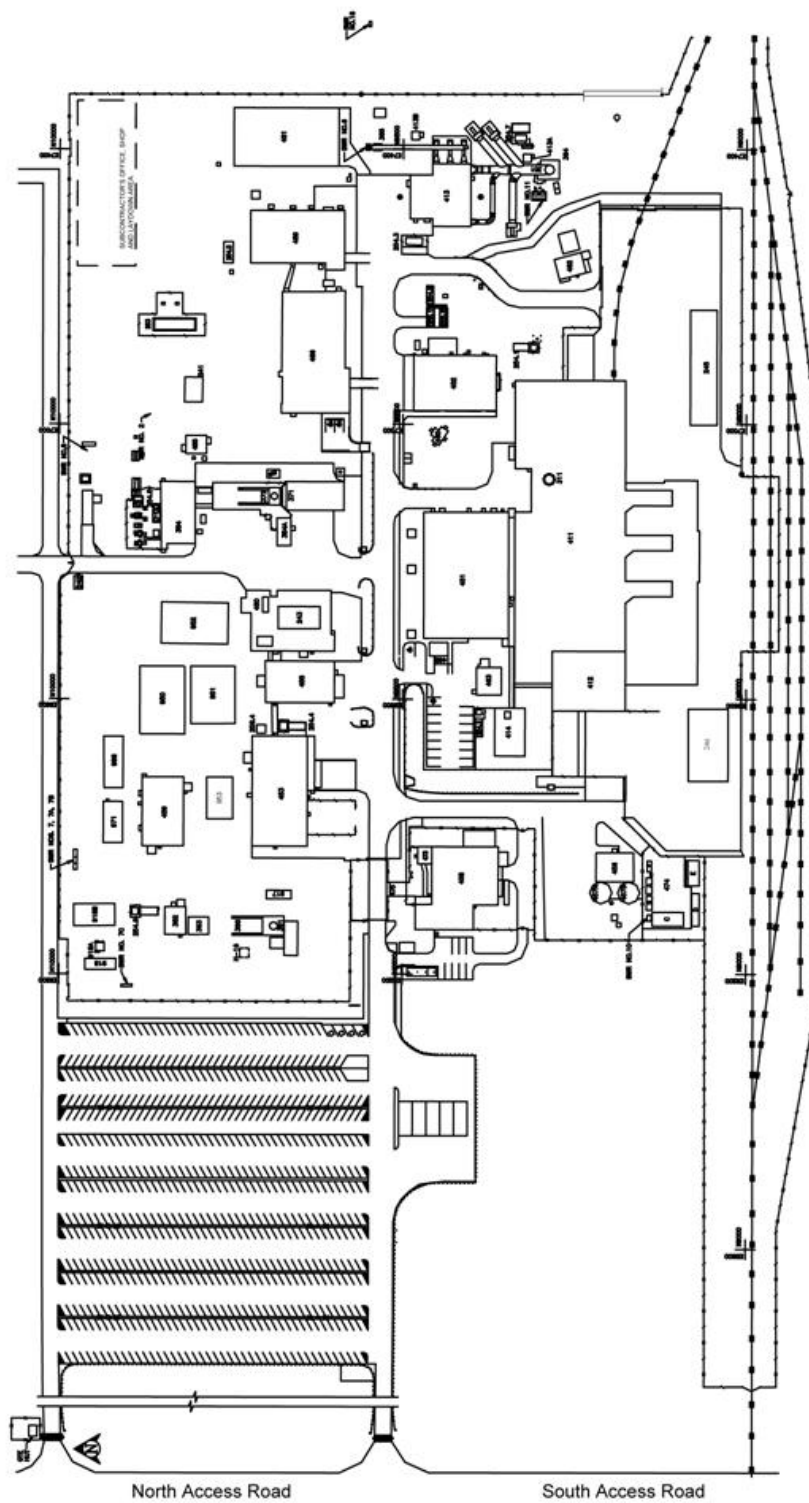


Figure D-1
WIPP Surface Structures

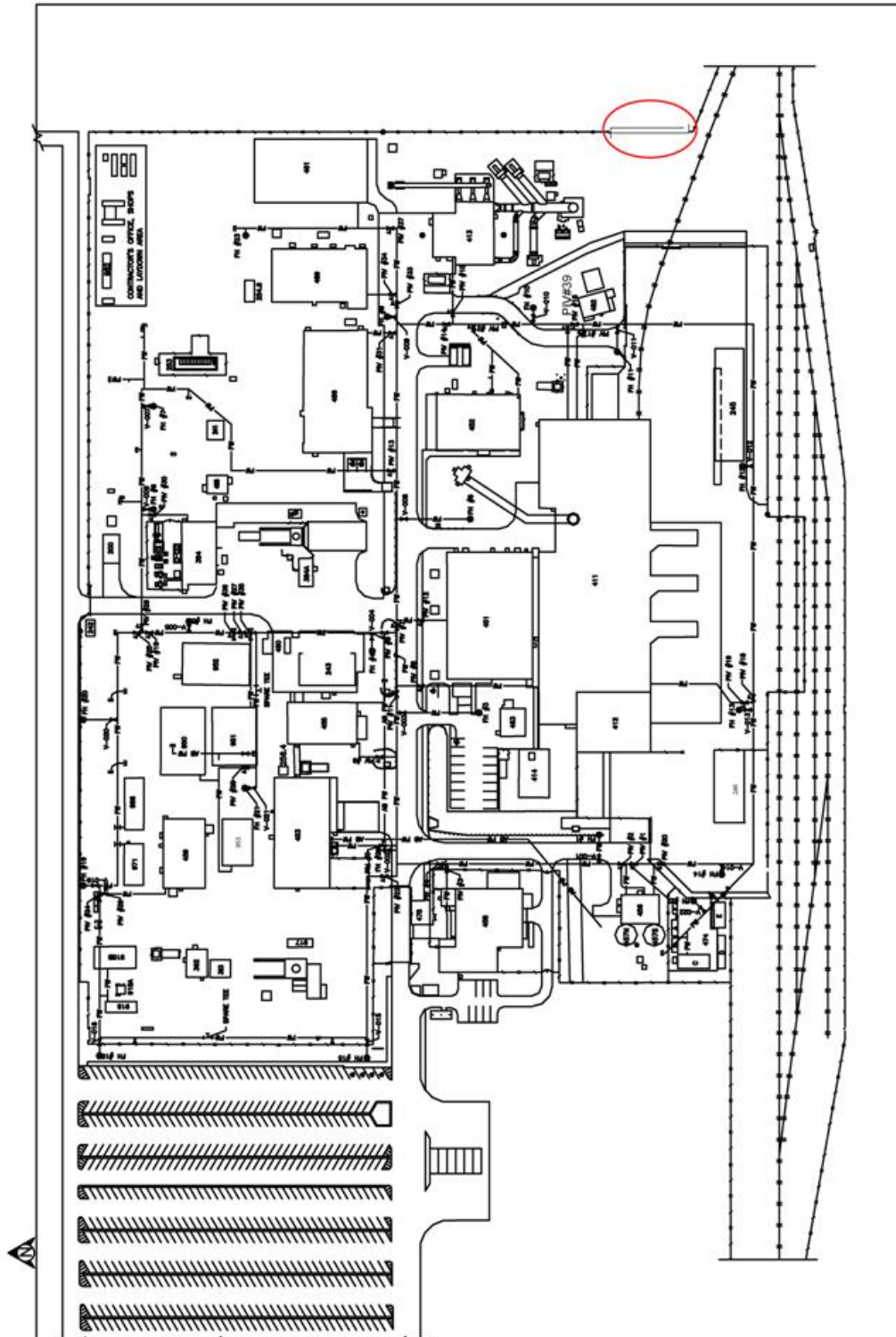


Figure D-6
Fire-Water Distribution System

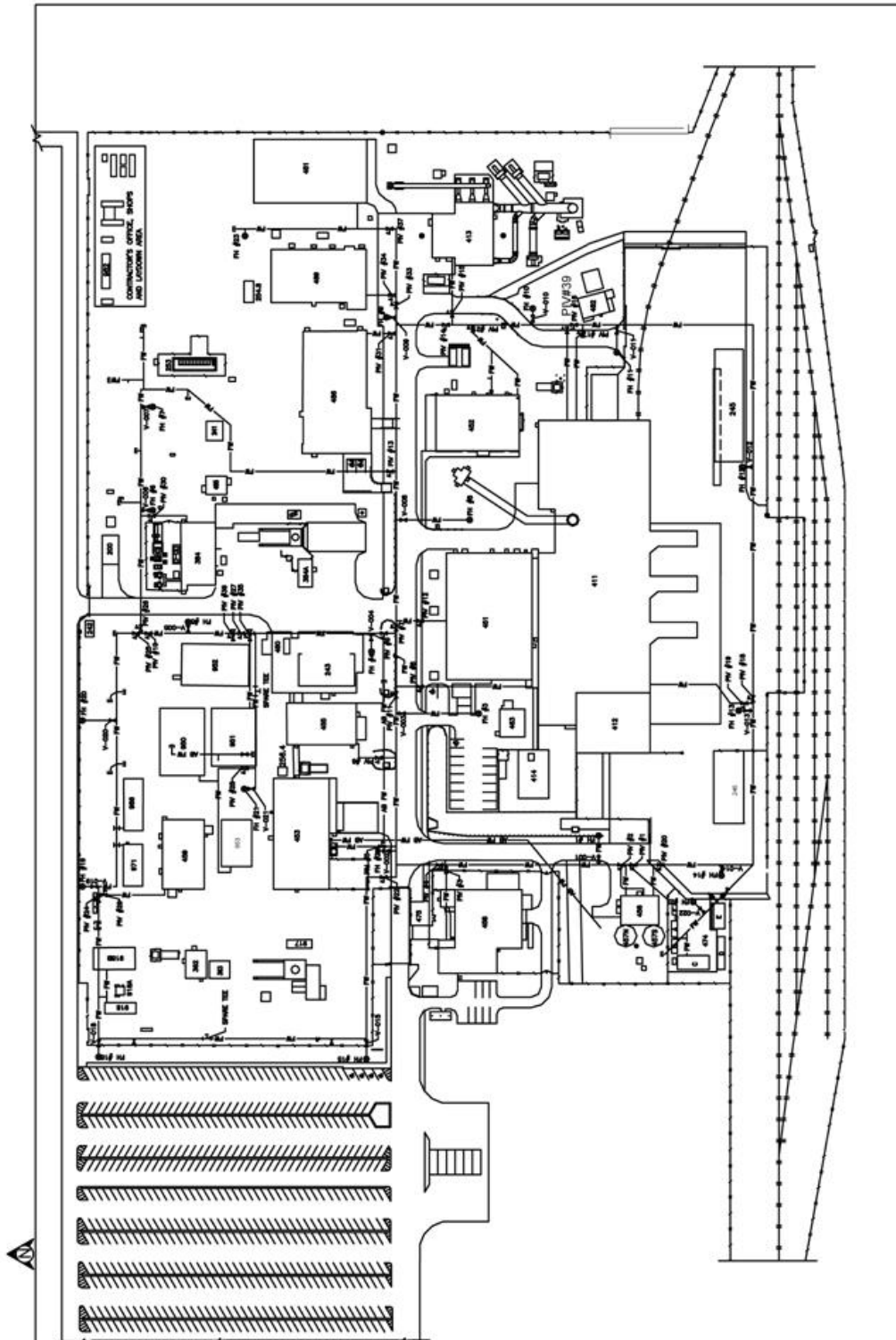


Figure D-6
Fire-Water Distribution System

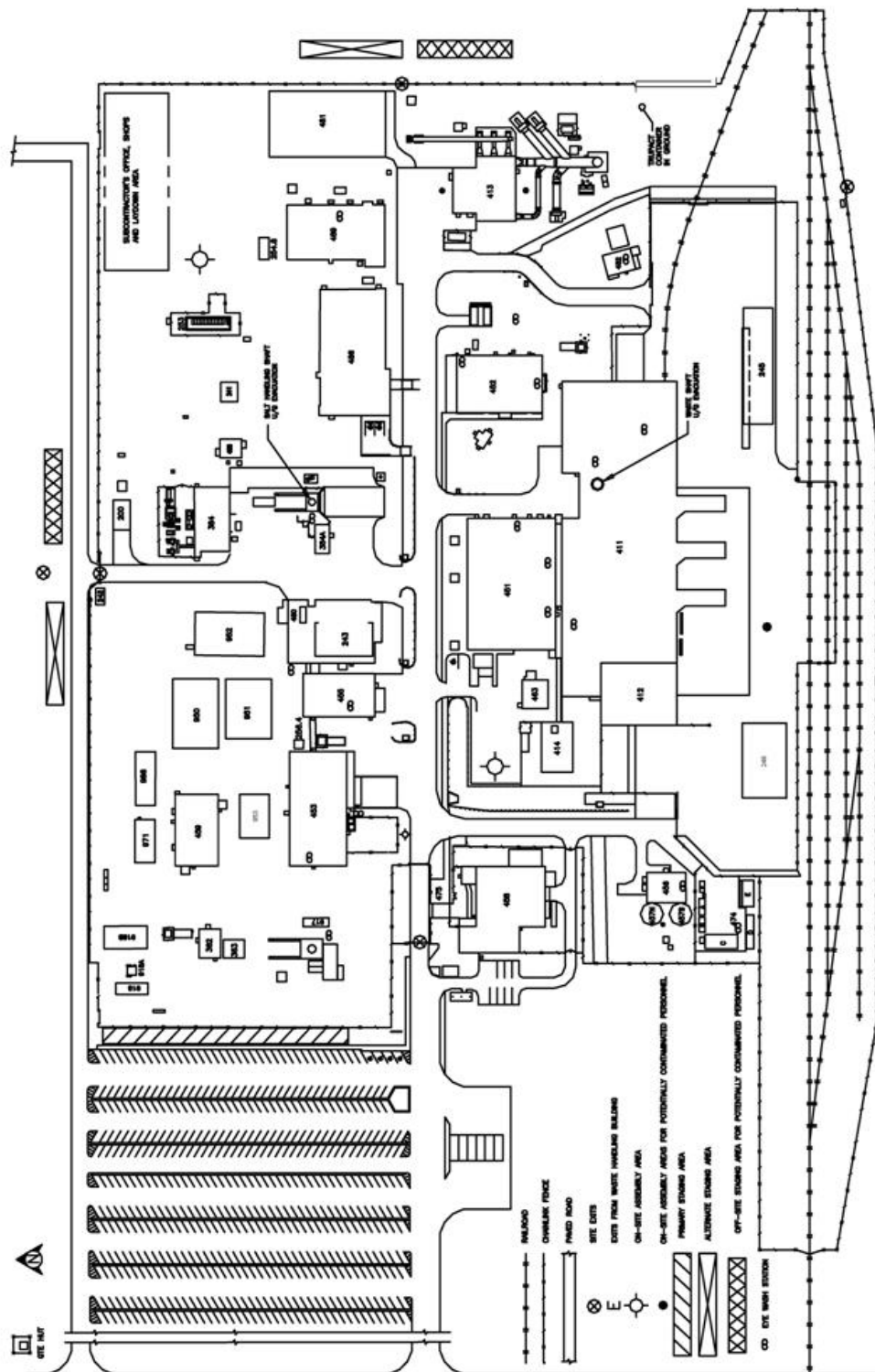


Figure D-8
WIPP On-Site Assembly Areas and WIPP Staging Areas

Item 7

Description

This modification updates Permit Part 1, Section 1.10.1., to include the current fax number for the Chief, Hazardous Waste Bureau, New Mexico Environment Department (NMED).

Basis

The change is classified as an “Administrative and informational changes” and is, therefore, a Class 1 modification notification pursuant to 20.4.1.900 NMAC (incorporating 40 CFR 270.42, Appendix I, A.1).

Discussion

This change is needed to update the Facsimile Number for the Chief, Hazardous Waste Bureau NMED in Permit Part 1, Section 1.10.1. from “(505) 476-6060” to “(505) 476-6030.”

Proposed Revised Permit Text:

1.10.1. Information Submittal

The Permittees shall submit, by certified mail or hand delivery or by electronic transmittal with a subsequent hard copy, all reports, notifications, or other submissions which are submitted to or requested by the Secretary or required by this Permit, to:

Chief, Hazardous Waste Bureau
New Mexico Environment Department
2905 Rodeo Park Drive East, Building 1
Santa Fe, New Mexico 87505

Telephone Number: (505) 476-6000

Facsimile Number: (505) 476-~~6060~~ 6030